

TELECOM STATISTICS OF SRI LANKA – Q1 2026

Telecommunications Regulatory Commission of Sri Lanka

Contents

1. Number of Licenses granted under Section 17 & 17B of the Sri Lanka Telecommunications Act	3
1.1 Fixed Access Telephone Operators	3
1.2 Cellular Mobile Telephone Operators	3
1.3 Data Communication (Facility Based) Operators	3
1.4. Data Communication (Non-Facilities Based) - Internet Service Providers	4
1.5. International Telecommunication Operators	4
1.6. Direct-to-Home Satellite Broadcasting Services	4
1.7. Cable TV Distribution Network Operators	4
1.8. Other operator Services	4
1.9.1. 17 B Telecommunication Infrastructure Services	5
1.9.2. 17 B Telecommunication Satellite Broadband Services	5
2. Statistical Overview of the Telecommunications Sector	6
3. Cellular Mobile Telephone Voice Subscriptions (2020– 2025).....	7
4. Fixed Access Voice Telephone Subscriptions (2020 – 2025)	7
5. Fixed, Mobile and Satellite Broadband Subscriptions	8
6. Monthly Traffic Origination & Termination	10
6.1. Year 2025.....	10
6.2.1 Year 2026* Traffic Mobile.....	10
6.2.2 Year 2026* Traffic Fixed	10
7. Quarterly Basis Traffic Distribution.....	10
8. Yearly Basis Traffic Distribution.....	11
9. No. of Direct Employment in Telecommunication Sector	11
10. Quarterly Data Usage 2024-2025	12
11.Mobile Social Media Users as of 31st March 2026*	13
12. Mobile End Equipment as of 31st March 2026*	13
13.Fixed Access Technology based Connections as of 31st March 2026*	13

1. Number of Licenses granted under Section 17 & 17B of the Sri Lanka Telecommunications Act

Category of Service	2026 Q1
Fixed Access Telephone service	2
Cellular Mobile Telephone Service	3
Data Communications (Facility based)	1
Data Communications (Non-facility based & Internet Service Providers (ISP))	3
International Telecommunication Operators	4
Direct-to-Home Satellite Broadcasting Service	2
Cable TV Distribution Network	4
Other Operators [Leased Circuit, (Satellite, Teleport, Number Portability) service]	4
17 B Licenses Telecommunication Infrastructure, Satellite Broadband Services	3
Total	26

Note: SLT PLC, Dialog Broadband are entitled to provide Pay phone, Data and International services according to their licenses.

1.1 Fixed Access Telephone Operators

No	Operator	Date of Issue	Period	Date of Expiry
1	Sri Lanka Telecom PLC	09.02.2022	Ten Years (10)	08.02.2032
2	Dialog Broadband Networks (Pvt.) Ltd.	10.11.2015	Ten Years (10)	09.11.2025*

* - Renewal in progress,

1.2 Cellular Mobile Telephone Operators

No	Operator	Date of Issue	Period	Date of Expiry
1	Hutchison Telecommunications Lanka (Pvt.) Ltd.	11.02.2022	Ten years (10)	10.02.2032
2	Mobitel (Pvt.) Ltd.	10.02.2023	Ten years (10)	09.02.2033
3	Dialog Axiata PLC	28.09.2023	Ten years (10)	27.09.2033

1.3 Data Communication (Facility Based) Operators

No	Operator	Date of Issue	Period	Date of Expiry
1	Lanka Communication Services (Pvt) Ltd	04.07.2021	Five Years (05)	03.07.2026

1.4. Data Communication (Non-Facilities Based) - Internet Service Providers

No	Operator	Date of Issue	Period	Date of Expiry
1	Lanka Education and Research Network	01.09.2021	Five years (05)	31.08.2026
2	TATA Communications Lanka Ltd.	10.02.2025	Five years (05)	09.02.2030
3	Dialog Broadband Networks (Pvt.) Ltd.	05.12.2023	Five years (05)	04.12.2028

1.5. International Telecommunication Operators

No	Operator	Date of Issue	Period	Date of Expiry
1	Dialog Axiata PLC	28.02.2023	Ten Years (10)	27.02.2033
2	Hutchison Telecommunications Lanka (Pvt.) Ltd.	28.02.2025	Ten Years (10)	27.02.2035
3	Mobitel (Pvt.) Ltd.	07.03.2023	Ten Years (10)	06.03.2033
4	TATA Communications Lanka Ltd.	06.06.2023	Ten Years (10)	05.06.2033

1.6. Direct-to-Home Satellite Broadcasting Services

No	Operator	Date of Issue	Period	Date of Expiry
1	Dialog Television (Pvt.) Ltd	01.02.2022	Five years (05)	31.01.2027
2	Free Sat Lanka (Pvt.) Ltd.,	18.10.2021	Five years (05)	17.10.2026

1.7. Cable TV Distribution Network Operators

No	Operator	Date of Issue	Period	Date of Expiry
1	Ask Cable Vision (Pvt.) Ltd.	01.03.2023	Five Years (05)	29.02.2028
2	City Cables Links (Pvt.) Ltd.	01.06.2024	Five Years (05)	31.05.2029
3	Trymas Media Network (Pvt) Ltd.	02.11.2023	Five Years (05)	01.11.2028
4	AK Cable Network (Pvt) Ltd	19.09.2024	Five Years (05)	18.09.2029

1.8. Other operator Services

No	Operator	Date of Issue	Period	Date of Expiry
1	Dialog Broadband Network (Pvt.) Ltd. (L.C.)	08.05.2025	Ten Years (10)	07.05.2035
2	Supreme Sat (Pvt.) Ltd. (S.S.)	10.05.2023	Five years (05)	09.05.2028
3	Free Sat Lanka (Pvt.) Ltd., (T.S.)	25.04.2024	Five years (05)	24.04.2029

L.C - Leased Circuit, S.S. - Satellite Service, T.S. - Teleport Service

1.9.1. 17 B Telecommunication Infrastructure Services

No	Operator	Date of Issue	Period	Date of Expiry
1	EDOTCO SERVICES LANKA (PVT) LTD	29.07.2025	Five Years (05)	28.07.2030
2	SGH Towerco (Private) Limited	27.08.2025	Five Years (05)	26.08.2030

1.9.2. 17 B Telecommunication Satellite Broadband Services

No	Operator	Date of Issue	Period	Date of Expiry
1	Starlink Lanka (Private) Limited	12.08.2024	Five Years (05)	11.08.2029

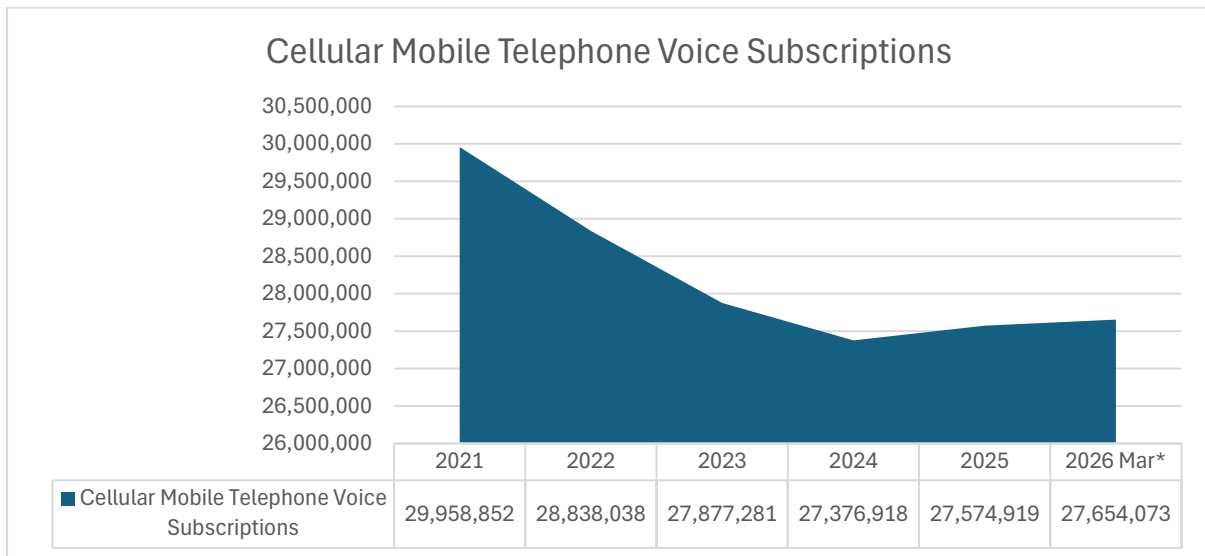
2. Statistical Overview of the Telecommunications Sector

Item	2026 Q1*
Number of Licenses	26
Fixed Access Telephone Subscriptions (Voice Only)	695,629
Fixed Access Telephone Subscriptions (Voice & Data)	937,052
Fixed Access Telephone Subscriptions (Data Only)	1,099,605
Total Fixed Access Telephone Subscriptions	2,732,286
Fixed Access Voice Telephone Density (Per 100 inhabitants) (Dec 2025) **	7.1
Fixed Access Telephone Density (Per 100 inhabitants) (Dec 2025) **	12.1
Cellular Mobile Telephone Subscriptions (Voice only)	5,411,311
Cellular Mobile Telephone Subscriptions (Voice & Data)	22,242,762
Cellular Mobile Telephone Subscriptions (Data Only)	2,024,783
Total Cellular Mobile Telephone Subscriptions	29,678,856
Cellular Mobile Voice Telephony Density (Per 100 inhabitants) (Dec 2025) **	126.7
Cellular Mobile Density (Per 100 inhabitants) (Dec 2025) **	135.5
Fixed Broadband Subscriptions	2,036,657
Fixed Broadband Density (Per 100 inhabitants) (Dec 2025) **	8.85
Mobile Broadband Subscriptions (3G, 4G,5G)	21,718,489
Mobile Broadband Density (Per 100 inhabitants) (Dec 2025) **	100.79
Total Satellite Broadband Subscriptions	7,227

* Provisional

**Note: 2025 Estimated Mid-year population = 21.757 million

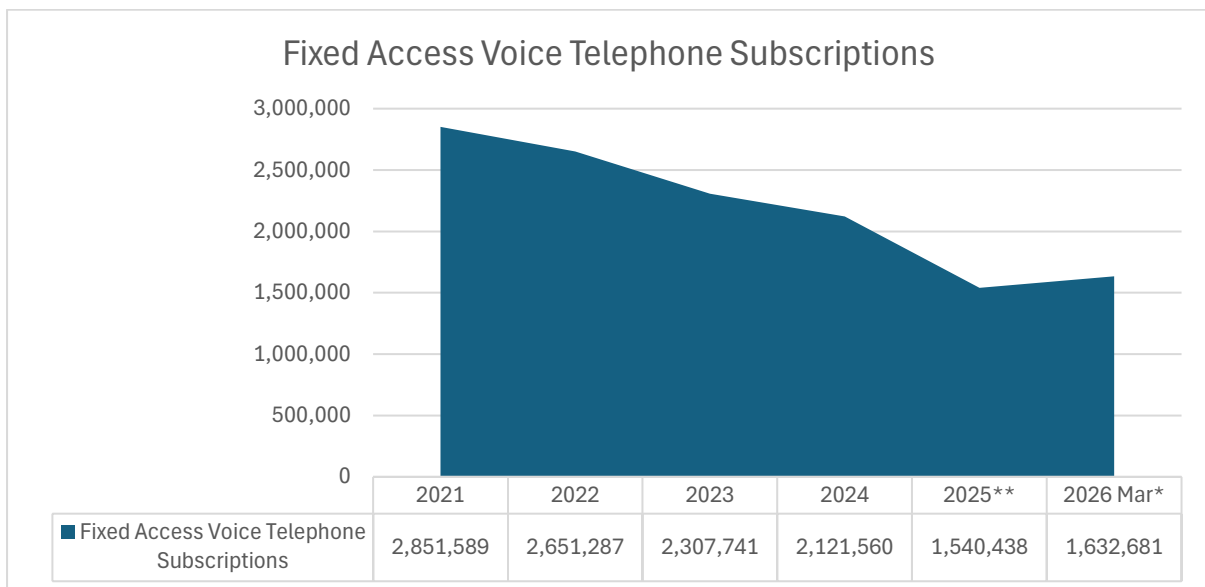
3. Cellular Mobile Telephone Voice Subscriptions (2020– March 2026)



Note: Mobile Data Only Subscriptions not included, for easy comparison

*- Provisional

4. Fixed Access Voice Telephone Subscriptions (2020 – March 2026)



Note: Fixed Data Only Subscriptions not included, for easy comparison

*- Provisional,

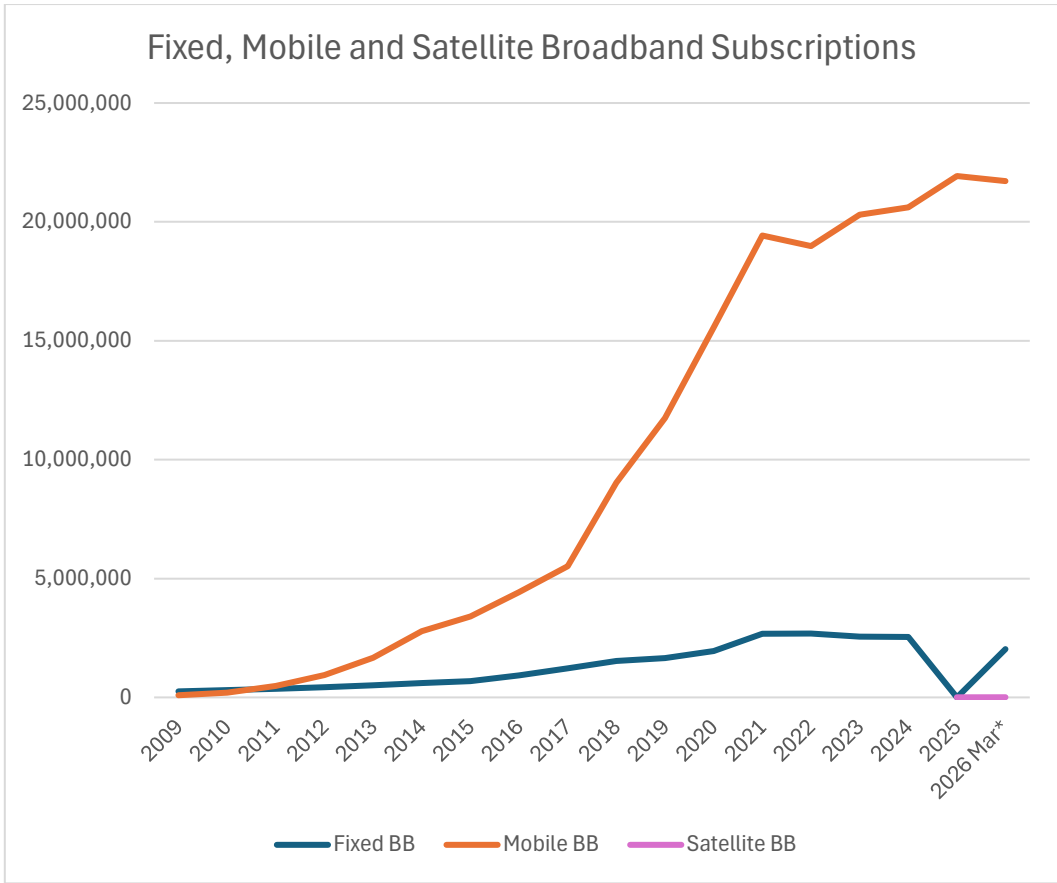
** Reduction due to reporting error by Dialog Broadband Networks Pvt. Ltd.

5. Fixed, Mobile and Satellite Broadband Subscriptions

Year	Fixed BB	Mobile BB	Satellite BB
2009	249,756	91,359	
2010	302,000	200,000	
2011	359,000	485,000	
2012	423,194	942,461	
2013	507,845	1,664,003	
2014	606,100	2,790,195	
2015	682,512	3,408,408	
2016	929,089	4,429,344	
2017	1,221,960	5,525,194	
2018	1,530,099	9,032,576	
2019	1,654,237	11,754,166	
2020	1,956,325	15,567,665	
2021	2,684,307	19,422,091	
2022	2,686,955	18,980,661	
2023	2,556,911	20,307,262	
2024	2,543,248	20,612,470	
2025	1,926,215**	21,928,644	4,471
2026 Mar*	2,036,657	21,718,489	7,227

Note- * Provisional, BB – Broadband

** Reduction due to reporting error by Dialog Broadband Networks Pvt. Ltd.



* Provisional

6. Monthly Traffic Origination & Termination

6.1. Year 2025

2025	Local Incoming	International Incoming	Local Outgoing	International Outgoing
January	6,034,645,664	11,445,453	6,034,479,477	2,627,425
February	5,369,284,731	10,410,347	5,369,967,950	2,373,914
March	6,023,268,799	10,943,991	6,024,789,808	2,251,828
April	5,351,932,949	10,300,157	5,345,618,605	2,185,349
May (e)	5,686,807,894	10,121,881	5,625,789,453	2,423,354
June (e)	5,592,166,220	10,198,860	5,512,868,800	2,240,280
July (e)	6,145,761,837	10,113,751	5,956,252,596	2,325,885
August	5,980,267,267	9,656,336	5,911,606,105	2,167,097
September	5,814,969,999	9,099,023	5,864,204,297	1,838,811
October	5,956,256,136	10,639,005	5,867,384,805	1,878,450
November	5,775,511,738	10,815,383	5,670,526,098	1,877,367
December	6,142,157,094	10,190,292	6,030,783,452	1,714,262

(e) – estimated

6.2.1 Year 2026* Traffic Mobile

2026	Local Incoming	International Incoming	Local Outgoing	International Outgoing
January	5,742,987,872	8,397,102	5,984,152,938	1,098,114
February	5,205,468,614	7,734,280	5,390,373,242	986,878
March	6,101,045,855	8,467,536	6,052,291,162	1,310,199

*- Provisional

6.2.2 Year 2026* Traffic Fixed

2026	Local Incoming	International Incoming	Local Outgoing	International Outgoing
January	131,304,813	1,535,749	59,991,154	853,532
February	116,968,916	1,385,119	53,779,575	956,015
March	130,015,393	1,561,888	57,940,049	951,797

*- Provisional

7. Quarterly Basis Traffic Distribution

2025	Local Incoming	International Incoming	Local Outgoing	International Outgoing
Q1	17,427,199,195	32,799,790	17,429,237,235	7,253,169
Q2 (e)	16,630,907,064	30,620,898	16,484,276,857	6,848,983
Q3 (e)	17,940,999,104	28,869,110	17,732,062,998	6,331,793
Q4	17,873,924,967	31,644,680	17,568,694,354	5,470,079

2026	Local Incoming	International Incoming	Local Outgoing	International Outgoing
Q1*Fixed	378,289,121	4,482,756	171,710,777	2,761,344
Q1*Mobile	17,049,502,342	24,598,918	17,426,817,342	3,395,191

*-Provisional, (e) – estimated

8. Yearly Basis Traffic Distribution

Year	Incoming		Outgoing	
	Local	International	Local	International
2011	37,683,542,412	1,977,309,199	37,248,089,885	694,065,674
2012	41,578,695,297	2,023,274,456	41,424,867,030	711,226,467
2013	41,633,469,455	1,935,790,037	41,043,805,496	687,196,312
2014	43,435,808,621	1,933,590,274	43,616,401,855	656,391,458
2015	44,756,667,740	1,592,185,803	44,757,983,247	575,842,588
2016***	44,692,460,946	1,083,162,252	44,436,980,225	393,460,496
2017	44,696,707,013	736,184,103	45,068,049,316	244,301,480
2018	46,151,666,021	668,694,184	46,222,656,234	216,599,916
2019	55,963,712,985	589,061,117	56,130,538,862	156,210,896
2020	61,464,764,054	393,330,936	62,093,672,517	122,164,287
2021	68,060,699,315	300,016,376	68,059,201,603	77,640,796
2022	68,356,777,180	247,230,352	68,357,687,402	60,441,257
2023	71,586,663,258	195,022,919	71,531,367,574	40,163,672
2024	72,916,434,827	180,460,472	75,981,733,157	31,113,336
2025	69,873,030,327	123,934,479	69,214,271,443	25,904,020
2026 Mar*	17,427,791,463	29,081,674	17,598,528,119	6,156,536

***From 2016 onwards transit traffic is not included in international incoming minutes.

*-Provisional

9. No. of Direct Employment in Telecommunication Sector

Category of Service	Fixed Access (Wired + Wireless)	Mobile	Total
2011	8,145	4,353	12,498
2012	7,585	4,559	12,144
2013	7,364	4,744	12,108
2014	7,231	4,714	11,945
2015	7,203	5,037	12,240
2016	7,072	5,163	12,235
2017	6,775	5,044	11,819
2018	6,685	5,217	11,902
2019	6,624	4,929	11,533

2020	7,756	4,412	12,168
2021	7,549	4,413	11,962
2022	7,516	4,235	11,751
2023	7,076	3,491	10,567
2024	6,066	3,362	9,428
2025	5,925	3,141	9,066
2026 March	5,861	3,157	9,018

10. Quarterly Data Usage 2024-2025

1. Q1 – 2025

Industry	January 2025 (TB)	February 2025 (TB)	March 2025 (TB)	Total (TB) Q1 – 2025
Mobile	247,120	225,407	258,904	731,431
Fixed	113,079	105,699	115,762	334,540
Total	360,199	331,106	374,666	1,065,971

2. Q2 – 2025

Industry	Apr 2025 (TB)	May 2025 (TB)	Jun 2025(TB)	Total (TB) Q2 – 2025
Mobile	254,256	270,404	261,976	786,636
Fixed	116,325	123,429	117,857	357,611
Total	370,581	393,833	379,833	1,144,247

3. Q3 – 2025

Industry	Jul 2025 (TB)	Aug 2025 (TB)	Sep 2025(TB)	Total (TB) Q3 – 2025
Mobile	271,627	247,211	278,559	797,397
Fixed	108,901	125,203	124,005	358,109
Satellite Broadband	75	451	728	1,254
Total	380,603	372,865	403,292	1,156,760

4. Q4 – 2025

Industry	Oct 2025 (TB)	Nov 2025 (TB)	Dec 2025(TB)	Total (TB) Q4 – 2025
Mobile	291,419	289,673	311,244	892,336
Fixed	129,809	131,093	138,908	399,810
Satellite Broadband	1,054	1,837	2,571	5,462
Total	422,281	422,603	452,723	1,297,608

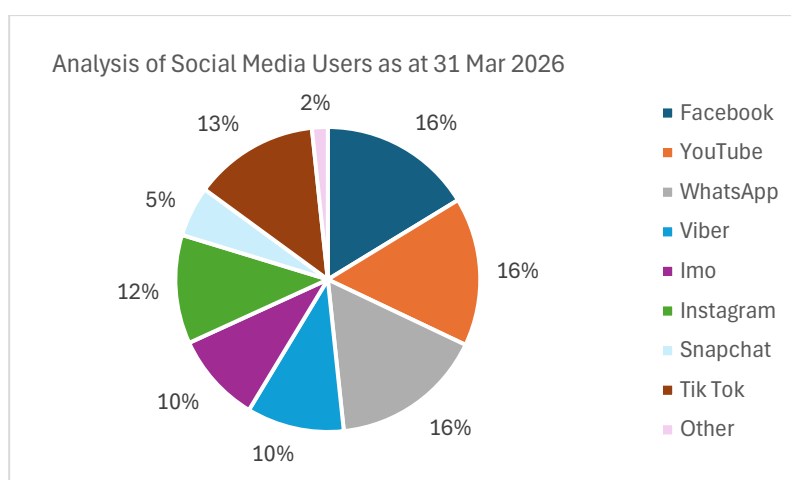
5. Q1 – 2026

Industry	Jan 2026 (TB)	Feb 2026 (TB)	Mar 2026 (TB)	Total (TB) Q1 – 2026
Mobile	251,445	292,380	331,825	875,650
Fixed	137,218	136,121	140,822	414,161
Satellite Broadband	3,244	3,448	3,893	10,584
Total	391,908	431,948	476,540	1,300,396

*Provisional

11. Mobile Social Media Users as of 31st March 2026*

Social media	No of users
Facebook	16,459,723
YouTube	15,940,437
WhatsApp	16,445,061
Viber	10,443,320
Imo	9,627,446
Instagram	11,666,953
Snapchat	5,396,023
Tik Tok	13,415,317
Other	1,690,563



* Provisional

12. Mobile End Equipment as of 31st March 2026*

Customer End Equipment	No of Equipment	%
Basic / Feature Phones	5,987,771	23.1
Smart Phones / Tab	18,311,597	70.7
Dongles / Routers	489,966	1.9
Others	1,121,970	4.3
Total	25,911,304	100

* Provisional

13. Fixed Access Technology based Connections as of 31st March 2026*

Type	No of Connection	%
Copper Line	379,320	13.9
ADSL	161,717	5.9
Fiber	516,836	18.9
LTE	1,639,000	60.0
Other	35,413	1.3
Total	2,732,286	100

* Provisional