

1. Cumulative Number of Licenses granted under Section 17 of the Sri Lanka Telecommunications Act No 25 of 1991 as amended.

Category of Service	2021 Mar
1. Fixed Access Telephone service	3
2. Cellular Mobile Telephones	4
3. Data Communications (Facility based)	2
4. Data Communications (Non-facility based & Internet Service Providers (ISP))	3
5. Trunk Mobile Radio	1
6. International Telecommunication Operators	6
7. Direct-to-Home Satellite Broadcasting Service	5
8. Cable TV Distribution Network	3
9. Other Operators	2
Sub Total	29

SLT PLC, Lanka Bell, Dialog Broadband are entitled to provide Pay phone and Data services according to their licences.

1.1. Fixed Access Telephone Operators

No	Operator	Date of Issue	Period	Date of Expiry
1	Dialog Broadband Networks (Pvt.) Ltd.	10.11.2015	Ten years (10)	10.11.2025
2	Lanka Bell Ltd.	26.02.2016	Ten years (10)	26.02.2026
3	Sri Lanka Telecom PLC	09.02.2012	Ten years (10)	09.02.2022

1.2. Cellular Mobile Telephone Operators

No	Operator	Date of Issue	Period	Date of Expiry
1	Bharti Airtel Lanka (Pvt.) Ltd.	12.04.2017	Ten years (10)	12.04.2027
2	Dialog Axiata PLC	28.09.2013	Ten years (10)	28.09.2023
3	Hutchison Telecommunications Lanka (Pvt.) Ltd.	11.02.2012	Ten years (10)	11.02.2022
4	Mobitel (Pvt.) Ltd.	10.02.2013	Ten years (10)	10.02.2023

1.3. Data Communication (Facility Based) Operators

No	Operator	Date of Issue	Period	Date of Expiry
1	Lanka Communication Services (Pvt.) Ltd.	04.07.2011	Ten years (10)	04.07.2021
2	Societe International Telecommunications Aeronautiques (SITA)	06.08.2017	Five years (05)	06.08.2022

1.4. Data Communication (Non Facilities Based) - Internet Service Providers (ISP)

No	Operator	Date of Issue	Period	Date of Expiry
1	Lanka Education and Research Network	01.09.2016	Five years (05)	01.09.2021
2	TATA Communications Lanka Ltd.	10.02.2015	Five years (05)	10.02.2020*
3.	Dialog Broadband Networks (Pvt.) Ltd.,	04.12.2013	Five years (05)	04.12.2018*

*-Licence renewal process is in Progress

1.5. Trunk Mobile Radio Operators

No	Operator	Date of Issue	Period	Date of Expiry
01	Dynacom Engineering (Pvt.) Ltd	25.02.2018	Five years(05)	25.02.2023

1.6. International Telecommunication Operators

No	Operator	Date of Issue	Period	Date of Expiry
1	Bharti Airtel Lanka (Pvt.) Ltd.	01.12.2017	Ten years (10)	01.12.2027
2	Dialog Axiata PLC	28.02.2013	Ten years (10)	28.02.2023
3	Hutchison Telecommunications Lanka (Pvt.) Ltd.	28.02.2015	Ten years (10)	28.02.2025
4	Lanka Bell Ltd.	28.02.2013	Ten years (10)	28.02.2023
5	Mobitel (Pvt.) Ltd.	07.03.2013	Ten years (10)	07.03.2023
6	TATA Communications Lanka (Pvt.) Ltd.	06.06.2013	Ten years (10)	06.06.2023

SLT PLC and Dialog Broadband (Pvt.) Ltd., are authorized to provide International Telecommunication Services under their main licence.

1.7. Direct-to-Home Satellite Broadcasting Services

No	Operator	Date of Issue	Period	Date of Expiry
1	Dialog Television (Pvt.) Ltd	01.02.2017	Five years (05)	01.02.2022
2	DISH TV Lanka (Pvt.) Ltd	18.10.2016	Five years (05)	18.10.2021
3	SATIS Agency (Pvt.) Ltd.,	07.09.2016	Five years (05)	07.09.2021
4	US Cable Services (Pvt.) Ltd.,	25.08.2017	Five years (05)	25.08.2022
5	Sri Lanka Telecom PLC	14.11.2019	Five years (05)	14.11.2024

1.7. Cable TV Distribution Network Operators

No	Operator	Date of Issue	Period	Date of Expiry
01	Ask Cable Vision (Pvt.) Ltd	01.03.2018	Five years (05)	01.03.2023
02	City Cables Links (Pvt.) Ltd.,	01.06.2019	Five years (05)	01.06.2024
03	Trymas Media Network (Pvt.) Ltd.,	02.11.2018	Five years (05)	02.11.2023

1.9. Other operator Services

No	Operator	Date of Issue	Period	Date of Expiry
01	Dialog Broadband Network (Pvt.) Ltd	08.05.2015	Ten years (10)	08.05.2025
02	Supreme Sat (Pvt.) Ltd	10.05.2018	Five years (05)	10.05.2023

2. **Statistical Overview of the Telecommunications Sector as at end of Mar 2021 ***

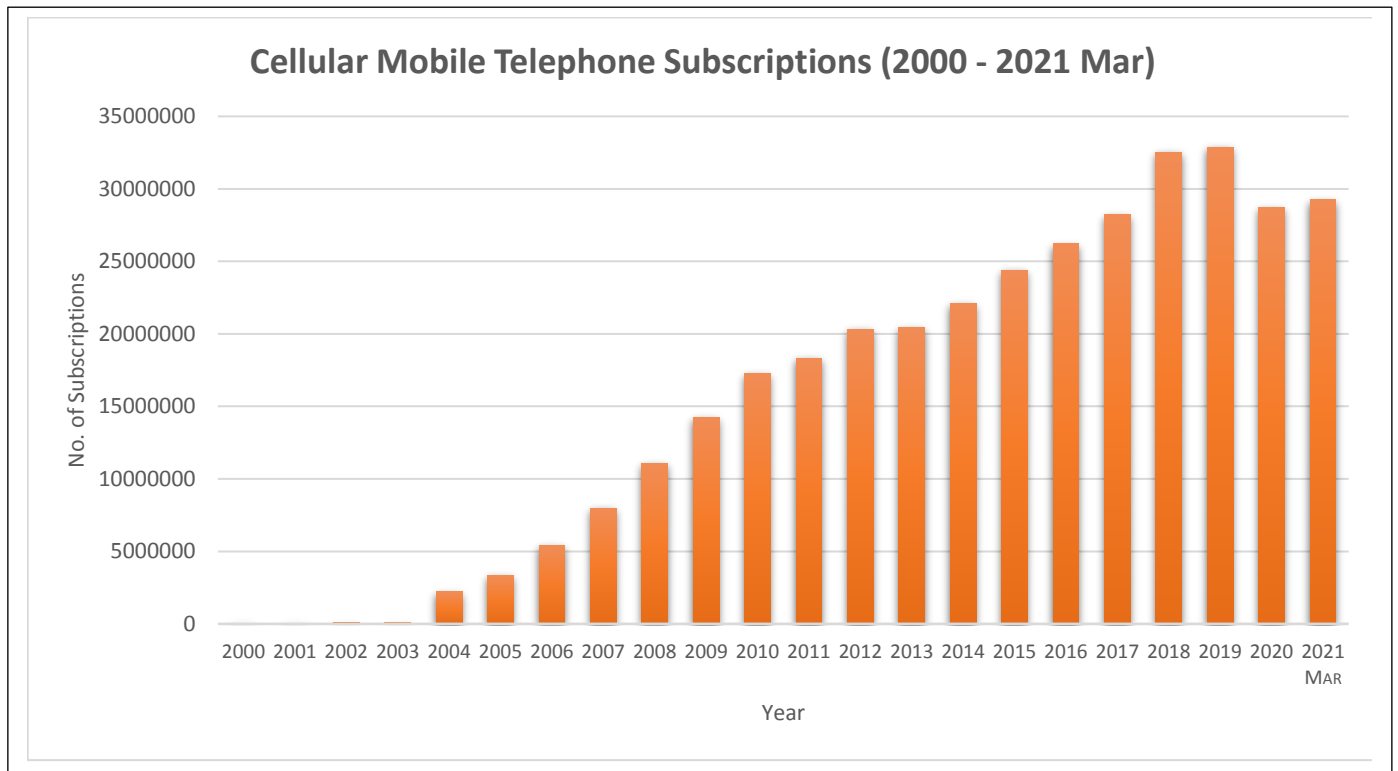
Number of System Licenses	29
Number of Fixed Access Telephone Subscriptions	2,823,710
Fixed Access Telephone Subscriptions per 100 inhabitants (Dec 2020)	11.9
Number of Cellular Mobile Telephone Subscriptions (90 days)	29,243,593
Cellular Mobile Subscriptions per 100 inhabitants (Dec 2020)	131.1
Fixed Broadband Subscriptions	2,116,909
Mobile Broadband Subscriptions (3G, 4G)	17,254,073
Number of Public Payphone Booths	461

* - Provisional

Note: 2020 Mid Year population = 21.919 million
2021 Population data is not yet published

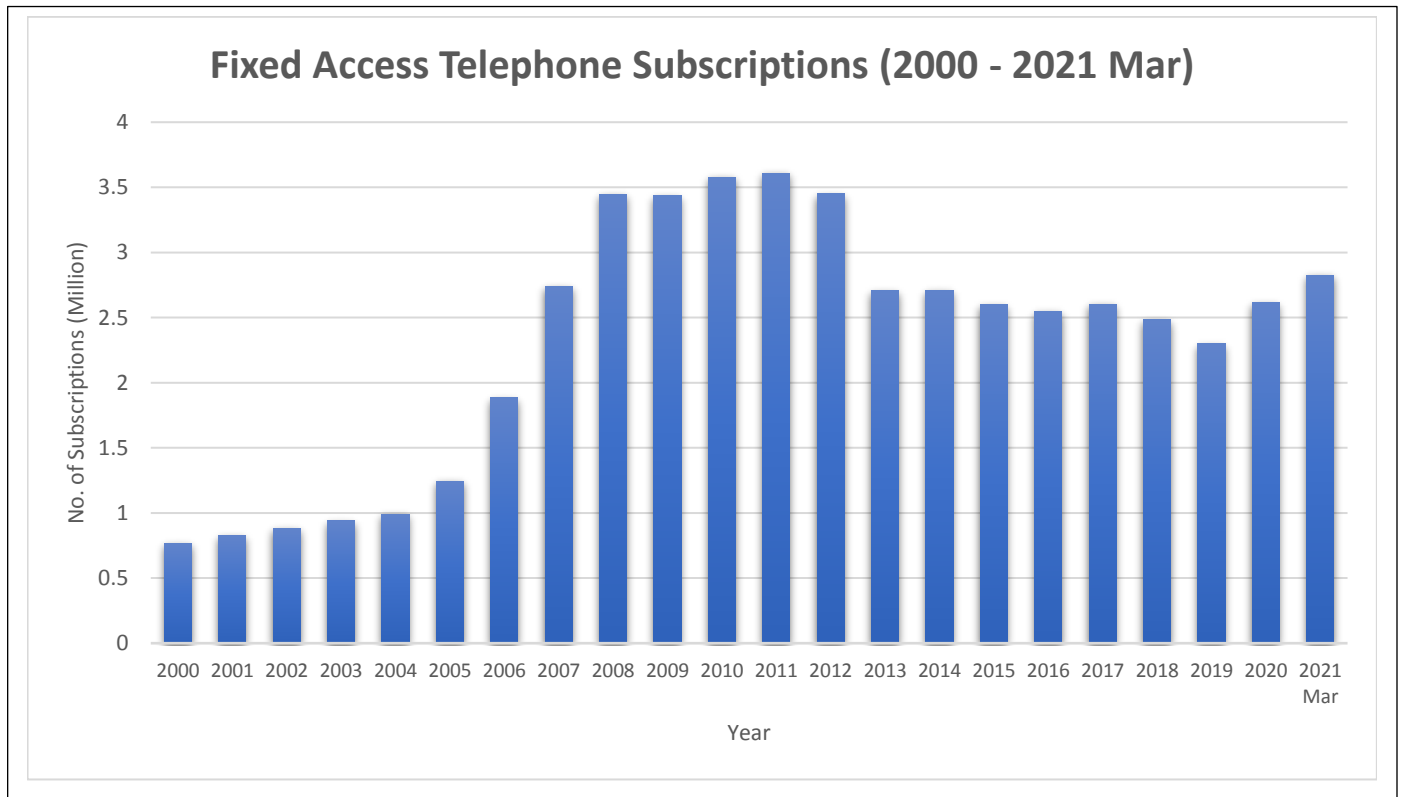
3. Cellular Mobile Telephone Subscriptions (2000 – 2021 Mar.)

Year	Subscriptions
2000	430,202
2001	667,662
2002	931,403
2003	1,393,403
2004	2,211,158
2005	3,361,775
2006	5,412,496
2007	7,983,489
2008	11,082,454
2009	14,264,442
2010	17,267,407
2011	18,319,447
2012	20,324,070
2013	20,447,508
2014	22,123,000
2015	24,384,244
2016	26,227,631
2017	28,199,083
2018	32,528,104
2019	32,884,099
2020	28,739,277
2021 Mar**	29,243,593



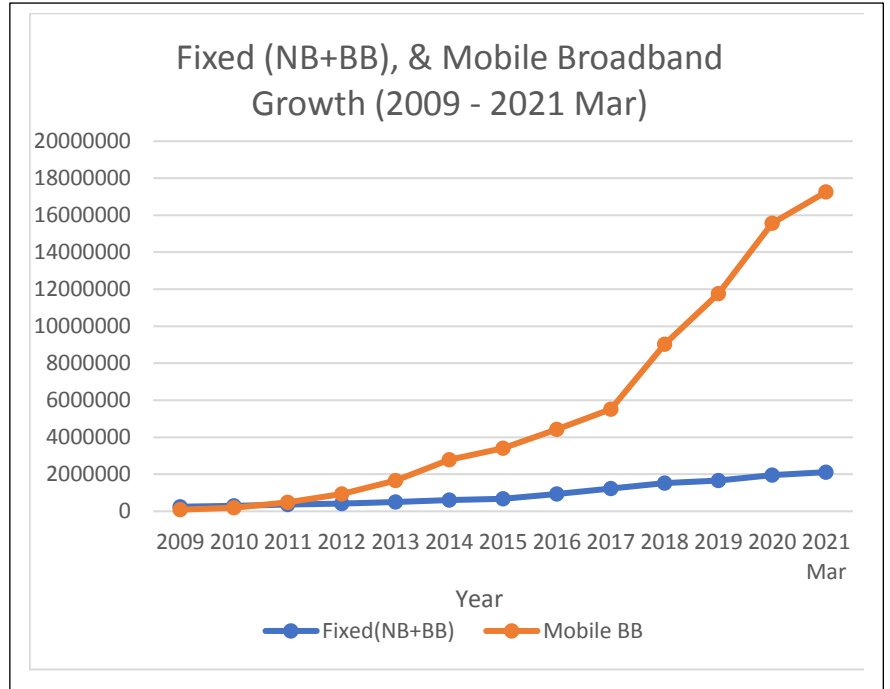
4. Number of Fixed Access Voice Telephone Subscriptions (2000 – 2021 Mar)

Year	Subscriptions
2000	767,411
2001	827,195
2002	883,108
2003	939,013
2004	991,239
2005	1,243,994
2006	1,884,076
2007	2,742,059
2008	3,446,411
2009	3,435,958
2010	3,578,463
2011	3,608,392
2012	3,449,391
2013	2,706,787
2014	2,709,848
2015	2,601,196
2016	2,550,432
2017	2,603,178
2018	2,484,616
2019	2,299,767
2020	2,613,140*
2021 Mar**	2,823,710*



5. Fixed Broadband, Narrowband and Mobile Broadband Subscriptions (2009 – 2021 Mar)

Year	Fixed (NB+BB)	Mobile BB
2009	249756	91359
2010	302000	200000
2011	359000	485000
2012	423194	942461
2013	507845	1664003
2014	606100	2790195
2015	682512	3408408
2016	929089	4429344
2017	1221960	5525194
2018	1530099	9032576
2019	1,654,237	11,754,166
2020	1,956,325*	15,567,665*
2021 Mar	2,116,909*	17,254,073*



Note: BB- Broadband,
 NB - Narrow Band
 * - Provisional

6.1. Monthly Traffic Generation & Termination (2015 – 2020)

2015	January	February	March	April	May	June	July	August	September	October	November	December
Local Incoming	3,686,507,164	3,391,600,596	3,811,655,577	3,680,310,309	3,772,798,551	3,758,929,929	3,866,219,373	3,828,203,718	3,704,798,871	3,775,490,628	3,661,279,579	3,818,873,444
International Incoming	153,223,676	136,523,605	149,899,246	150,309,873	142,952,970	133,371,620	135,835,692	127,490,111	120,834,848	117,951,855	109,787,491	114,004,817
Local Outgoing	3,685,049,405	3,395,072,660	3,811,071,671	3,680,979,419	3,772,373,188	3,758,278,406	3,866,390,173	3,826,054,148	3,705,649,291	3,776,185,478	3,661,635,607	3,819,243,803
International Outgoing	52,502,985	47,962,964	52,476,497	52,501,049	48,996,145	46,892,570	51,436,749	47,410,198	44,807,899	45,402,785	42,086,709	43,366,040
2016	January	February	March	April	May	June	July	August	September	October	November	December
Local Incoming	3,863,850,315	3,618,725,580	3,834,794,673	3,655,727,560	3,615,807,264	3,533,315,745	3,670,148,106	3,775,425,189	3,694,215,061	4,189,755,921	3,558,895,318	3,681,800,214
International Incoming	113,044,124	98,565,777	102,220,327	97,670,937	94,338,701	86,491,060	92,165,758	87,248,451	80,539,996	77,469,355	63,051,799	64,018,332
Local Outgoing	3,872,759,051	3,627,801,583	3,866,242,800	3,666,224,821	3,626,777,232	3,542,408,892	3,681,477,096	3,781,901,896	3,705,619,131	3,805,036,561	3,569,294,449	3,691,436,714
International Outgoing	41,700,931	38,638,064	39,480,253	37,913,720	34,388,146	29,655,556	31,862,220	31,506,806	28,453,783	29,524,228	22,565,475	21,787,634
2017	January	February	March	April	May	June	July	August	September	October	November	December
Local Incoming	3,793,373,992	3,384,192,654	3,846,605,071	3,517,534,225	3,779,114,129	3,683,705,145	3,871,898,898	3,858,730,235	3,683,525,819	3,791,104,387	3,738,275,363	3,834,082,313
International Incoming	74,049,699	63,178,131	70,079,423	66,887,070	65,993,859	60,545,887	60,855,806	59,211,794	55,220,140	55,385,802	51,859,545	52,916,946
Local Outgoing	3,794,339,258	3,366,971,606	3,842,370,366	3,507,588,088	3,765,959,499	3,672,658,745	3,992,678,271	3,981,609,762	3,794,042,762	3,788,268,748	3,727,871,890	3,833,690,321
International Outgoing	25,072,617	20,838,642	23,244,720	21,579,955	21,150,942	19,718,008	20,294,874	20,045,297	18,451,095	18,364,862	17,901,058	17,639,413
2018	January	February	March	April	May	June	July	August	September	October	November	December
Local Incoming	3,880,362,143	3,520,760,791	3,973,685,190	3,566,960,093	3,932,539,355	3,826,364,778	3,940,770,936	3,950,438,619	3,748,255,047	3,914,894,013	3,819,940,620	4,022,346,875
International Incoming	55,391,584	49,195,044	60,641,849	54,082,829	54,645,118	52,314,775	56,180,405	54,141,327	51,447,389	51,499,065	48,940,206	54,951,331
Local Outgoing	3,900,896,690	3,534,872,568	3,993,017,896	3,580,622,415	3,946,436,947	3,843,434,280	3,922,333,192	3,982,250,402	3,760,115,362	3,949,220,868	3,838,398,724	3,970,790,732
International Outgoing	18,035,217	15,411,578	18,728,095	16,029,178	15,374,606	14,516,884	17,873,564	17,972,266	16,601,201	14,213,182	13,098,058	13,482,822
2019	January	February	March	April	May	June	July	August	September	October	November	December
Local Incoming	3,888,413,490	3,802,506,353	4,239,140,494	3,945,430,488	4,370,738,594	4,476,551,935	4,939,945,077	5,092,007,462	5,093,910,434	5,279,397,402	5,141,951,048	5,693,720,210
International Incoming	60,231,249	52,939,508	55,043,533	58,355,554	56,272,207	50,490,225	47,387,623	45,522,717	42,066,685	42,029,169	40,223,866	38,498,842
Local Outgoing	3,907,586,274	3,818,142,988	4,256,364,145	3,965,814,354	4,379,635,650	4,481,730,222	4,997,688,268	5,098,628,082	5,091,079,939	5,290,977,876	5,148,429,919	5,694,461,144
International Outgoing	13,770,735	11,904,260	13,326,455	15,529,885	11,936,940	11,109,643	12,345,941	13,119,498	13,069,251	13,459,316	12,756,813	13,882,158
2020	January	February	March	April	May	June	July	August	September	October	November	December
Local Incoming	5,223,793,730	4,822,398,788	5,181,193,416	5,545,856,986	4,610,995,904	4,708,694,142	4,910,092,615	4,924,431,295	4,986,014,421	5,509,751,458	5,286,072,341	5,755,468,958
International Incoming	39,373,038	35,698,497	37,334,784	35,811,867.1	35,505,757.95	35,258,934.68	25,732,110	26,857,523	25,761,108	33,234,103.08	31,958,997.2	30,804,216.2
Local Outgoing	5,182,829,889	4,831,835,904	5,215,259,608	5,581,440,033	4,645,065,257	4,743,745,248	4,428,187,461	4,905,157,094	4,996,671,817	5,513,440,318	5,289,999,059	5,760,040,829
International Outgoing	14,503,670	13,195,553	15,446,595	12,127,909.51	12,550,982.1	10,849,582.95	7,363,217	7,164,821	6,707,833	7,823,247.567	7,278,542.7	7,121,691.1
2021	January	February	March	April	May	June	July	August	September	October	November	December
Local Incoming	5,748,092,205	5,140,015,033	5,800,047,807									
International Incoming	29,491,870.48	25,509,821	27,517,761									
Local Outgoing	5,748,564,078	5,140,752,255	5,800,602,728									
International Outgoing	7,012,446	6,376,501	7,171,527									

2016	Q1	Q2	Q3	Q4	Total Yearly
Local Incoming	11317370568	10804850569	11139788356	11430451454	44692460947
International Incoming	313830227	278506697	259954206	204539486	1056824616
Local Outgoing	11366803434	10835410945	11168998123	11065767723	44436980225
International Outgoing	119819248	101957421	91822809	73877337	387476816
2017	Q1	Q2	Q3	Q4	Total Yearly
Local Incoming	11024171717	10980353499	11414154952	11363462064	44782142232
International Incoming	207307252	193426816	175287740	160162293	736184101
Local Outgoing	11003681230	10946206332	11768330795	11349830958	45068049315
International Outgoing	69155979	62448905	58791266	53905333	244301482
2018	Q1	Q2	Q3	Q4	Total Yearly
Local Incoming	11374808124	11325864226	11639464602	11757181509	46097318461
International Incoming	165228476	161042722	161769121	155390602	643430922
Local Outgoing	11428787154	11370493642	11664698956	11758410325	4622390077
International Outgoing	52174890	45920668	52447031	40794062	191336651
2019	Q1	Q2	Q3	Q4	Total Yearly
Local Incoming	11930060337	12792721017	15125862973	16115068660	55963712987
International Incoming	168214290	165117986	134977025	120751877	589061178
Local Outgoing	11982093407	12827180226	15187396289	16133868939	56130538861
International Outgoing	39001450	38576468	38534690	40098287	156210895
2020	Q1	Q2	Q3	Q4*	Total Yearly
Local Incoming	15227385933	14,865,547,033	14,820,538,331	16,551,292,757	61,464,764,054
International Incoming	112406319	106,576,559.7	78,350,741	95,997,316.48	393,330,936.2
Local Outgoing	15229925400	14,970,250,539	15,330,016,372	16,563,480,206	62,093,672,517
International Outgoing	43145818	35,428,656	21,235,871	22,353,942.37	122,164,287.4
2021	Q1*	Q2	Q3	Q4	Total Yearly
Local Incoming	16,688,155,046				
International Incoming	82,519,452.48				
Local Outgoing	16,689,919,062				
International Outgoing	20,560,474				

6.3 Yearly Basis Traffic Distribution

	2011	2012	2013	2014	2015	2016	2017	2018	2019	2020
Incoming Calls										
Local	37,683,542,412	41,578,695,297	41,633,469,455	43,435,808,621	44,756,667,740	44,692,460,946	44,696,707,013	46,151,666,021	55,963,712,985	61,464,764,054
International	1,977,309,199	2,023,274,456	1,935,790,037	1,933,590,273.6	1,592,185,803	1,083,162,252-	736,184,102.5-	668,694,184.10	589,061,117-	393,330,936.2-
Outgoing Calls										
Local	37,248,089,885	41,424,867,030	41,043,805,496	43,616,401,855	44,757,983,247	44,436,980,225	45,068,049,316	46,222,656,234	56,130,538,862	62,093,672,517
International	694,065,674	711,226,467	687,196,312	656,391,458	575,842,588	393,460,496-	244,301,480-	216,599,916.26	156,210,896-	122,164,287.4-

- -Excluding Transit Traffic

7. No. of Direct Employment in Telecommunication Sector

Category of Service	2001	2002	2003	2004	2005	2006	2007	2008	2009	2010	2011	2012	2013	2014	2015	2016	2017	2018	2019	2020	2021 Mar*
Fixed Access Telephony – SLTL	8,681	8,411	7,303	7,211	7,295	7,172	7,033	6,983	6,557	6,297	6,150	6,061	5,905	5,824	5,805	5,720	5,440	5,405	5,351	6,746	6,697
WLL (DBN + LBell)	810	822	833	814	1,053	2,154	2,852	2,532	2,388	2,275	1,995	1,524	1,459	1,407	1,398	1,352	1,335	1,280	1,273	1,010	977
Cellular	1,124	1,063	1,699	2,207	2,360	3,525	4,985	5,716	4,969	4,595	4,353	4,559	4,744	4,714	5,037	5,163	5,044	5,217	4,929	4,412	4,349
Total	10,615	10,296	9,835	10,232	10,708	12,851	14,870	15,231	13,914	13,167	12,498	12,144	12,108	11,945	12,240	12,235	11,819	11,902	10,992	12,168	12,023

*-Provisional

8. 1. Provincial Distribution of Mobile Cellular Phones in Sri Lanka as at December 2020

