

1. Cumulative Number of Licenses granted under Section 17 of the Sri Lanka Telecommunications Act No 25 of 1991 as amended.

Category of Service	2019 Sep
1. Fixed Access Telephone service	3
2. Cellular Mobile Telephones	5
3. Data Communications (Facility based)	2
4. Data Communications (Non-facility based & Internet Service Providers (ISP))	3
5. Trunk Mobile Radio	1
6. International Telecommunication Operators	7
7. Direct-to-Home Satellite Broadcasting Service	5
8. Cable TV Distribution Network	3
9. Other Operators	2
Sub Total	31

SLT PLC, Lanka Bell, Dialog Broadband are entitled to provide Pay phone and Data services according to their licences.

1.1. Fixed Access Telephone Operators

No	Operator	Date of Issue	Period	Date of Expiry
1	Dialog Broadband Networks (Pvt.) Ltd.	10.11.2015	Ten years (10)	10.11.2025
2	Lanka Bell Ltd.	26.02.2016	Ten years (10)	26.02.2026
3	Sri Lanka Telecom PLC	09.02.2012	Ten years (10)	09.02.2022

1.2. Cellular Mobile Telephone Operators

No	Operator	Date of Issue	Period	Date of Expiry
1	Bharti Airtel Lanka (Pvt.) Ltd.	12.04.2017	Ten years (10)	12.04.2027
2	Dialog Axiata PLC	28.09.2013	Ten years (10)	28.09.2023
3	Etisalat Lanka (Pvt.) Ltd.	13.09.2018	Three years (03)	13.09.2021
4	Hutchison Telecommunications Lanka (Pvt.) Ltd.	11.02.2012	Ten years (10)	11.02.2022
5	Mobitel (Pvt.) Ltd.	10.02.2013	Ten years (10)	10.02.2023

1.3. Data Communication (Facility Based) Operators

No	Operator	Date of Issue	Period	Date of Expiry
1	Lanka Communication Services (Pvt.) Ltd.	04.07.2011	Ten years (10)	04.07.2021
2	Societe International Telecommunications Aeronautiques (SITA)	06.08.2017	Five years (05)	06.08.2022

1.4. Data Communication (Non Facilities Based) - Internet Service Providers (ISP)

No	Operator	Date of Issue	Period	Date of Expiry
1	Lanka Education and Research Network	01.09.2016	Five years (05)	01.09.2021
2	TATA Communications Lanka Ltd.	10.02.2015	Five years (05)	10.02.2020
3.	Dialog Broadband Networks (Pvt.) Ltd.,	04.12.2013	Five years (05)	04.12.2018*

*- Renewal in Progress

1.5. Trunk Mobile Radio Operators

No	Operator	Date of Issue	Period	Date of Expiry
01	Dynacom Engineering (Pvt.) Ltd	25.02.2018	Five years(05)	25.02.2023

1.6. International Telecommunication Operators

No	Operator	Date of Issue	Period	Date of Expiry
1	Bharti Airtel Lanka (Pvt.) Ltd.	01.12.2017	Ten years (10)	01.12.2027
2	Dialog Axiata PLC	28.02.2013	Ten years (10)	28.02.2023
3	Etisalat Lanka (Pvt.) Ltd.	28.02.2013	Ten years (10)	28.02.2023
4	Hutchison Telecommunications Lanka (Pvt.) Ltd.	28.02.2015	Ten years (10)	28.02.2025
5	Lanka Bell Ltd.	28.02.2013	Ten years (10)	28.02.2023
6	Mobitel (Pvt.) Ltd.	07.03.2013	Ten years (10)	07.03.2023
7	TATA Communications Lanka (Pvt.) Ltd.	06.06.2013	Ten years (10)	06.06.2023

1.7. Direct-to-Home Satellite Broadcasting Service

No	Operator	Date of Issue	Period	Date of Expiry
1	Dialog Television (Pvt.) Ltd	01.02.2017	Five years (05)	01.02.2022
2	DISH TV Lanka (Pvt.) Ltd	18.10.2016	Three years (05)	18.10.2021
3	MTV Channel (Pvt.) Ltd.,	15.10.2015	Five years (05)	15.10.2020
4	SATIS Agency (Pvt.) Ltd.,	07.09.2016	Five years (05)	07.09.2021
5	US Cable Services (Pvt.) Ltd.,	25.08.2017	Five years (05)	25.08.2022

1.8. Cable TV Distribution Network Operators

No	Operator	Date of Issue	Period	Date of Expiry
01	Ask Cable Vision (Pvt.) Ltd	01.03.2018	Five years (05)	01.03.2023
02	City Cables Links (Pvt.) Ltd.,	01.06.2014	Five years (05)	01.06.2019*
03	Trymas Media Network (Pvt.) Ltd.,	02.11.2018	Five years (05)	02.11.2023

1.9. Other operator Services

No	Operator	Date of Issue	Period	Date of Expiry
01	Dialog Broadband Network (Pvt.) Ltd	08.05.2015	Ten years (10)	08.05.2025*
02	Supreme Sat (Pvt.) Ltd	10.05.2013	Five years (05)	10.05.2018*

* - Renewal Process is in Progress

2. Statistical Overview of the Telecommunication Sector as at end of Sep 2019*

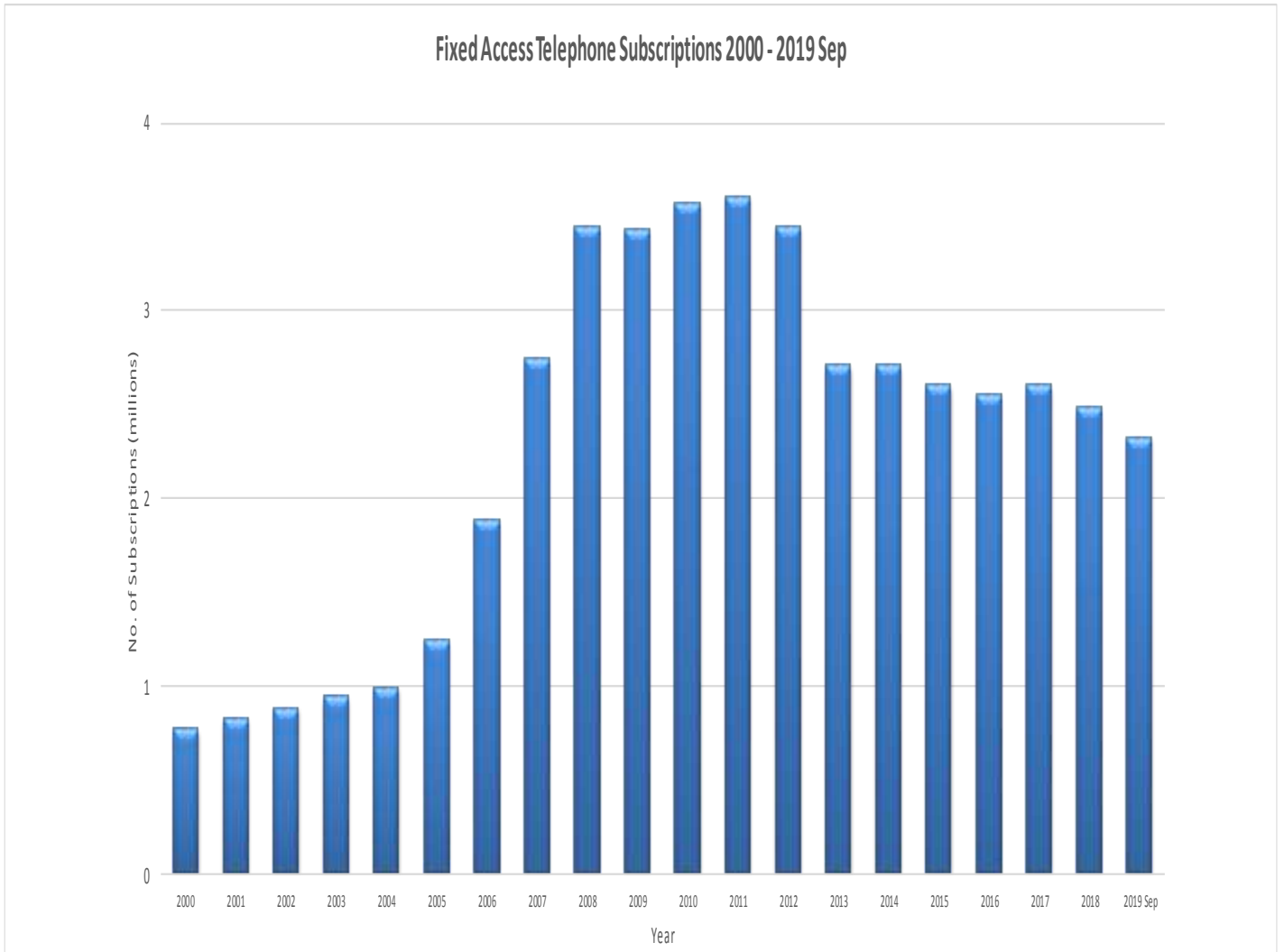
Number of System Licenses	31
Number of Fixed Access Telephone Subscriptions	2,324,066
Fixed Access Telephone Subscriptions per 100 inhabitants	10.7
Number of Cellular Mobile Telephone Subscriptions (90 days)	33,463,471*
Cellular Mobile Subscription per 100 inhabitants	153.5
Fixed Narrowband Subscriptions	63*
Fixed Broadband Subscriptions	1,583,313*
Mobile Broadband Subscriptions (3G, 4G)	11,008,763*
Number of Public Pay Phone Booths (Jun 2019)	666*

* - Provisional;

Note - 2019 Mid Year population = 21.803 million

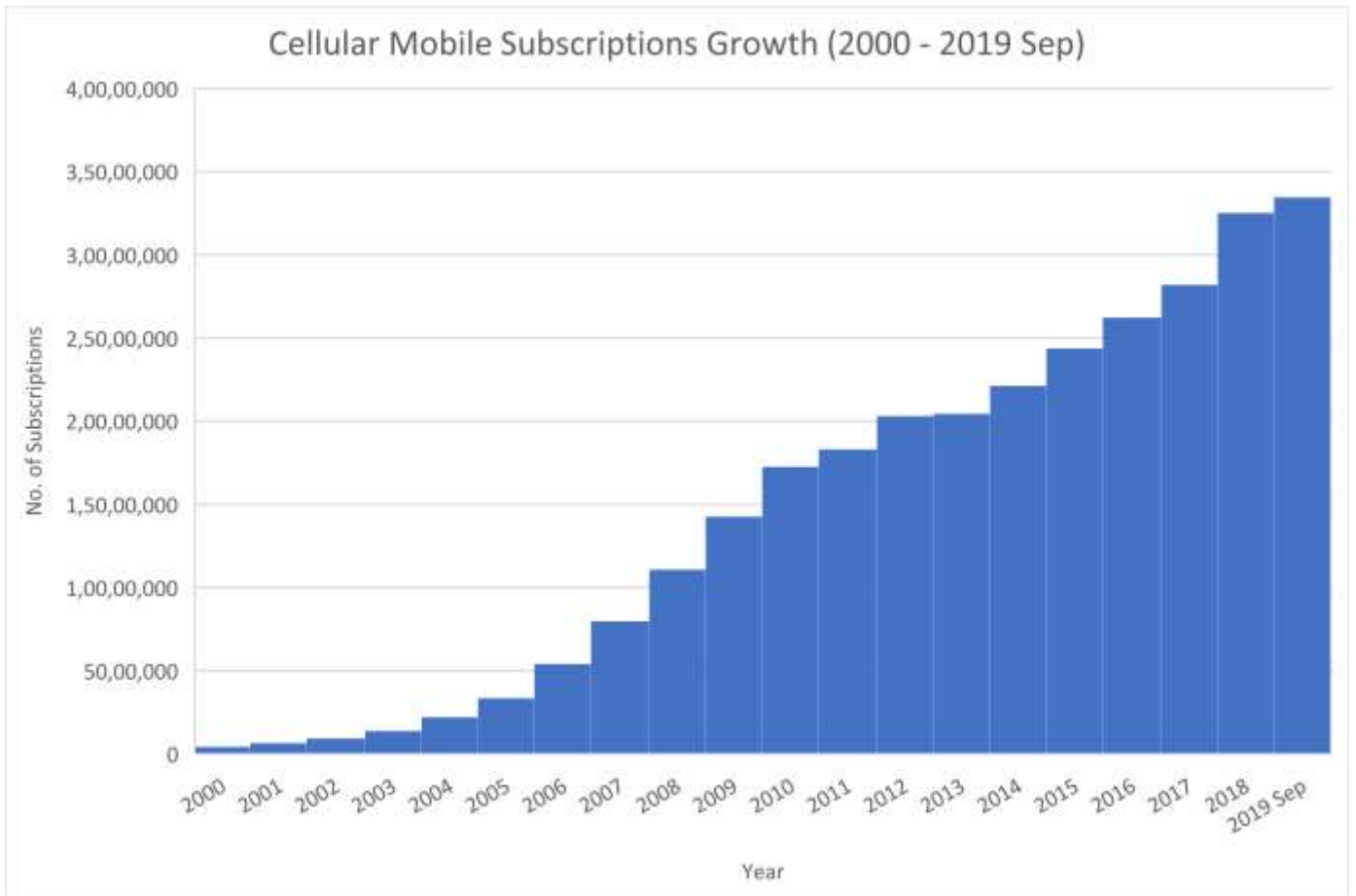
3. Number of Fixed Access Telephone Subscriptions (2000 – 2019 Sep)

Year	2000	2001	2002	2003	2004	2005	2006	2007	2008	2009	2010	2011	2012	2013	2014	2015	2016	2017	2018	2019 Sep
Subscriptions	767,411	827,195	883,108	939,013	991,239	1,243,994	1,884,076	2,742,059	3,446,411	3,435,958	3,578,463	3,608,392	3,449,391	2,706,787	2,709,848	2,601,196	2,550,432	2,603,178	2,484,616	2,324,066



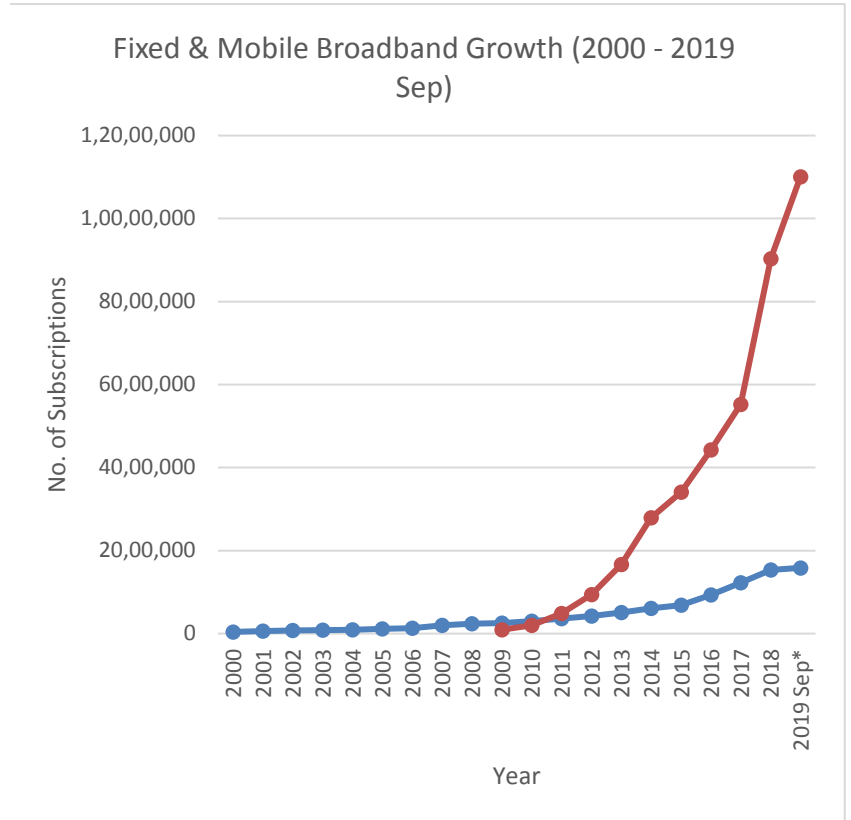
4. Cellular Mobile Telephone Subscriptions (2000 – 2019 Sep)

Year	Subscriptions
2000	430,202
2001	667,662
2002	931,403
2003	1,393,403
2004	2,211,158
2005	3,361,775
2006	5,412,496
2007	7,983,489
2008	11,082,454
2009	14,264,442
2010	17,267,407
2011	18,319,447
2012	20,324,070
2013	20,447,508
2014	22,123,000
2015	24,384,544
2016	26,227,631
2017	28,199,083
2018	32,528,104
2019 Sep	33,463,471



5. Fixed Broadband, Narrowband and Mobile Broadband Subscriptions (2000 – 2019 Sep)

Year	Fixed (BB+NB)	Mobile BB
2000	40,497	
2001	61,532	
2002	73,468	
2003	85,500	
2004	93,444	
2005	115,000	
2006	130,000	
2007	202,348	
2008	234,000	
2009	249,756	91,359
2010	302,000	200,000
2011	359,000	485,000
2012	423,194	942,461
2013	507,845	1,664,003
2014	606,100	2,790,195
2015	682,512	3,408,408
2016	929,089	4,429,344*
2017	1,221,960	5,525,194*
2018	1,530,099	9,032,576*
2019 Sep*	1,583,376*	11,008,763*



Note: BB – Broadband, NB – Narrow Band

** - Provisional

6. Call Duration (in Minutes)

	2011	2012	2013	2014	2014	2015	2017	2018	2019 Q1	2019 Q2	2019 Q3
Incoming Calls											
Local	37,683,542,412	41,578,695,297	41,633,469,455	43,435,808,621	44,756,667,740	44,692,460,946	44,696,707,013	46,151,666,021	11,930,060,337	12,792,721,016	15,163,070,504
International	1,977,309,199	2,023,274,456	1,935,790,037	1,933,590,273.6	1,592,185,803	1,083,162,252~	736,184,102.5~	668,694,184.10	168,214,289~	164,996,538~	134,977,025~
Outgoing Calls											
Local	37,248,089,885	41,424,867,030	41,043,805,496	43,616,401,855	44,757,983,247	44,436,980,225	45,068,049,316	46,222,656,234	11,982,093,408	12,827,180,227	15,270,612,982
International	694,065,674	711,226,467	687,196,312	656,391,458	575,842,588	393,460,496~	244,301,480~	216,599,916.26	39,001,451~	38,576,468~	38,534,689~

~ -Excluding Transit Traffic

7. No. of Direct Employment in Telecommunication Sector

Category of Service	2001	2002	2003	2004	2005	2006	2007	2008	2009	2010	2011	2012	2013	2014	2015	2016	2017	2018	2019 Jun
Fixed Access Telephony – SLTL	8,681	8,411	7,303	7,211	7,295	7,172	7,033	6,983	6,557	6,297	6150	6,061	5905	5824	5,805	5,720	5,440	5,405	5,351
WLL (SuntelDBN+LBell)+Dialog Broadband?)	810	822	833	814	1,053	2,154	2,852	2,532	2,388	2275	1,995	1,524	1459	1407	1,398	1,352	1,335	1,280	1,273
Cellular	1,124	1,063	1,699	2,207	2,360	3,525	4,985	5,716	4,969	4,595	4353	4,559	4744	4714	5,037	5,163	5,044	5,217	4,929
Other	831	597	553	581	537	574	574	574	574	574	574	574	574	574	574	574	574	574	574
Total	11,446	10,893	10,388	10,813	11,245	13,425	15,444	15,805	14,488	13,741	12,982	12,718	12,682	12,519	12,814*	12,809	12,393	12,476	12,127

*-Provisional

08. Provincial Distribution of Fixed Phones & Internet in Sri Lanka as at 2018 June (SSC Area Wise Distribution)

