

1. Cumulative Number of Licenses granted under Section 17 of the Sri Lanka Telecommunications Act No 25 of 1991 as amended.

Category of Service	2018 Sep
1. Fixed Access Telephone service	3
2. Cellular Mobile Telephones	5
3. Data Communications (Facility based)	2
4. Data Communications (Non-facility based & Internet Service Providers (ISP))	5
5. Trunk Mobile Radio	1
6. International Telecommunication Operators	7
7. Direct-to-Home Satellite Broadcasting Service	5
8. Cable TV Distribution Network	2
9. Other Operators	1
Sub Total	31

SLT PLC, Lanka Bell, Dialog Broadband are entitled to provide Pay phone and Data services according to their licences.

1.1. Fixed Access Telephone Operators

No	Operator	Date of Issue	Period	Date of Expiry
1	Dialog Broadband Networks (Pvt.) Ltd.	10.11.2015	Ten years (10)	10.11.2025
2	Lanka Bell Ltd.	26.02.2016	Ten years (10)	26.02.2026
3	Sri Lanka Telecom PLC	09.02.2012	Ten years (10)	09.02.2022

1.2. Cellular Mobile Telephone Operators

No	Operator	Date of Issue	Period	Date of Expiry
1	Bharti Airtel Lanka (Pvt.) Ltd.	12.04.2017	Ten years(10)	12.04.2027
2	Dialog Axiata PLC	28.09.2013	Ten years(10)	28.09.2023
3	Etisalat Lanka (Pvt.) Ltd.	13.09.2008	Ten years(10)	13.09.2018
4	Hutchison Telecommunications Lanka (Pvt.) Ltd.	11.02.2012	Ten years(10)	11.02.2022
5	Mobitel (Pvt.) Ltd.	10.02.2013	Ten years(10)	10.02.2023

1.3. Data Communication (Facility Based) Operators

No	Operator	Date of Issue	Period	Date of Expiry
1	Lanka Communication Services (Pvt.) Ltd.	04.07.2011	Ten years (10)	04.07.2021
2	Societe International Telecommunications Aeronautiques (SITA)	06.08.2017	Five years (05)	06.08.2022

1.4. Data Communication (Non Facilities Based) - Internet Service Providers (ISP)

No	Operator	Date of Issue	Period	Date of Expiry
1	Bharti Airtel Lanka (Pvt.) Ltd	28.03.2014	Five years (05)	28.03.2019
2	Dialog Broadband Networks (Pvt.) Ltd.	04.12.2013	Five years (05)	04.12.2018
3	Etisalat Lanka (Pvt.) Ltd.	23.03.2014	Five years (05)	23.03.2019
4	Lanka Education and Research Network	01.09.2016	Five years (05)	01.09.2021
5	TATA Communications Lanka Ltd.	10.02.2015	Five years (05)	10.02.2020

1.5. Trunk Mobile Radio Operators

No	Operator	Date of Issue	Period	Date of Expiry
01	Dynacom Engineering (Pvt.) Ltd	25.02.2018	Five years(05)	25.02.2023

1.6. International Telecommunication Operators

No	Operator	Date of Issue	Period	Date of Expiry
1	Bharti Airtel Lanka (Pvt.) Ltd.	01.12.2007	Ten years (10)	01.12.2017*
2	Dialog Axiata PLC	28.02.2013	Ten years (10)	28.02.2023
3	Etisalat Lanka (Pvt.) Ltd.	28.02.2013	Ten years (10)	28.02.2023
4	Hutchison Telecommunications Lanka (Pvt.) Ltd.	28.02.2015	Ten years (10)	28.02.2025

5	Lanka Bell Ltd.	28.02.2013	Ten years (10)	28.02.2023
6	Mobitel (Pvt.) Ltd.	07.03.2013	Ten years (10)	07.03.2023
7	TATA Communications Lanka (Pvt.) Ltd.	06.06.2013	Ten years (10)	06.06.2023

* - Renewal Process is in Progress

1.7. Direct-to-Home Satellite Broadcasting Service

No	Operator	Date of Issue	Period	Date of Expiry
1	Dialog Television (Pvt.) Ltd	01.02.2017	Five years (05)	01.02.2022
2	DISH TV Lanka (Pvt.) Ltd	18.10.2016	Three years (05)	18.10.2021
3	MTV Channel (Pvt.) Ltd.,	15.10.2015	Five years (05)	15.10.2020
4	SATIS Agency (Pvt.) Ltd.,	07.09.2016	Five years (05)	07.09.2021
5	US Cable Services (Pvt.) Ltd.,	25.08.2017	Five years (05)	25.08.2022

1.8. Cable TV Distribution Network Operators

No	Operator	Date of Issue	Period	Date of Expiry
01	Ask Cable Vision (Pvt.) Ltd	01.03.2018	Five years (05)	01.03.2023
02	City Cables Links (Pvt.) Ltd.,	01.06.2014	Five years (05)	01.06.2019

1.9. Other operator Services

No	Operator	Date of Issue	Period	Date of Expiry
01	Dialog Broadband Network (Pvt.) Ltd	08.05.1995	Ten years (20)	08.05.2015*

* - Renewal Process is in Progress

2. Statistical Overview of the Telecommunication Sector as at end of Sep 2018

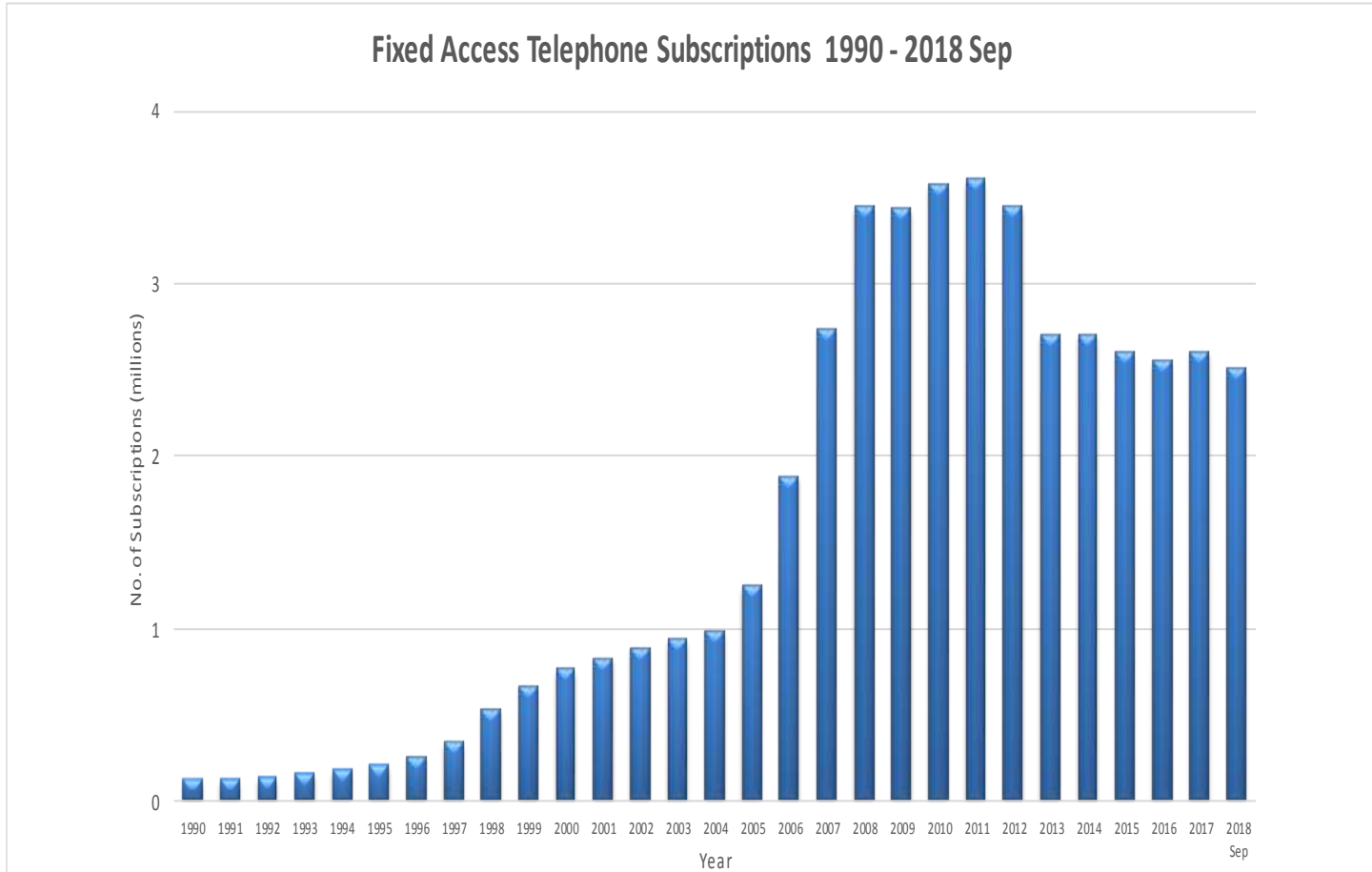
Number of System Licenses	31
Number of Fixed Access Telephone Subscriptions	2,509,331
Fixed Access Telephone Subscriptions per 100 inhabitants	11.6
Number of Cellular Mobile Telephone Subscriptions (90 days)	32,049,932*
Cellular Mobile Subscription per 100 inhabitants	147.9
Fixed Narrowband Subscriptions	63*
Fixed Broadband Subscriptions	1,451,982*
Mobile Broadband Subscriptions	5,673,985*
Number of Public Pay Phone Booths	5,091*

* - Provisional;

Note - 2018 Mid Year population = 21.670 million

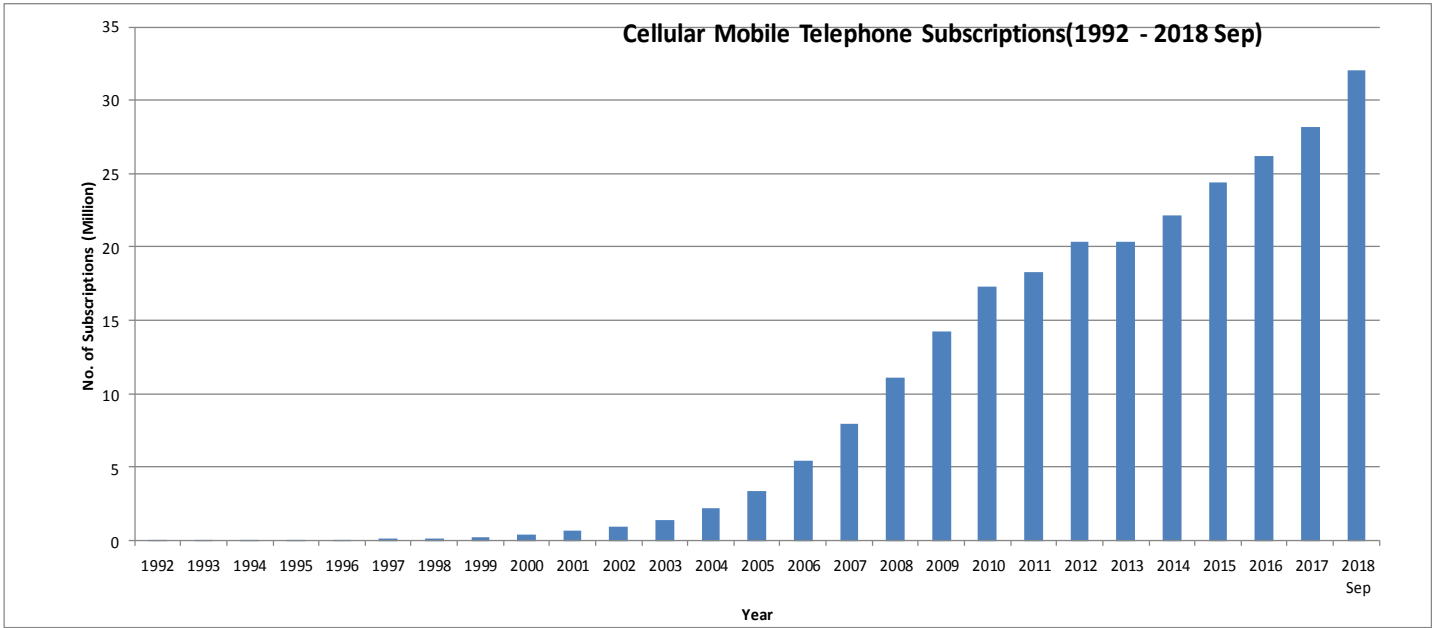
3. Number of Fixed Access Telephone Subscriptions (1990 – 2018 Sep)

Year	Subscriptions
1990	121,388
1991	125,834
1992	135,504
1993	157,774
1994	180,724
1995	204,350
1996	255,049
1997	341,622
1998	523,529
1999	669,113
2000	767,411
2001	827,195
2002	883,108
2003	939,013
2004	991,239
2005	1,243,994
2006	1,884,076
2007	2,742,059
2008	3,446,411
2009	3,435,958
2010	3,578,463
2011	3,608,392
2012	3,449,391
2013	2,706,787
2014	2,709,848
2015	2,601,196
2016	2,550,432
2017	2,603,178
2018 Sep	2,509,331



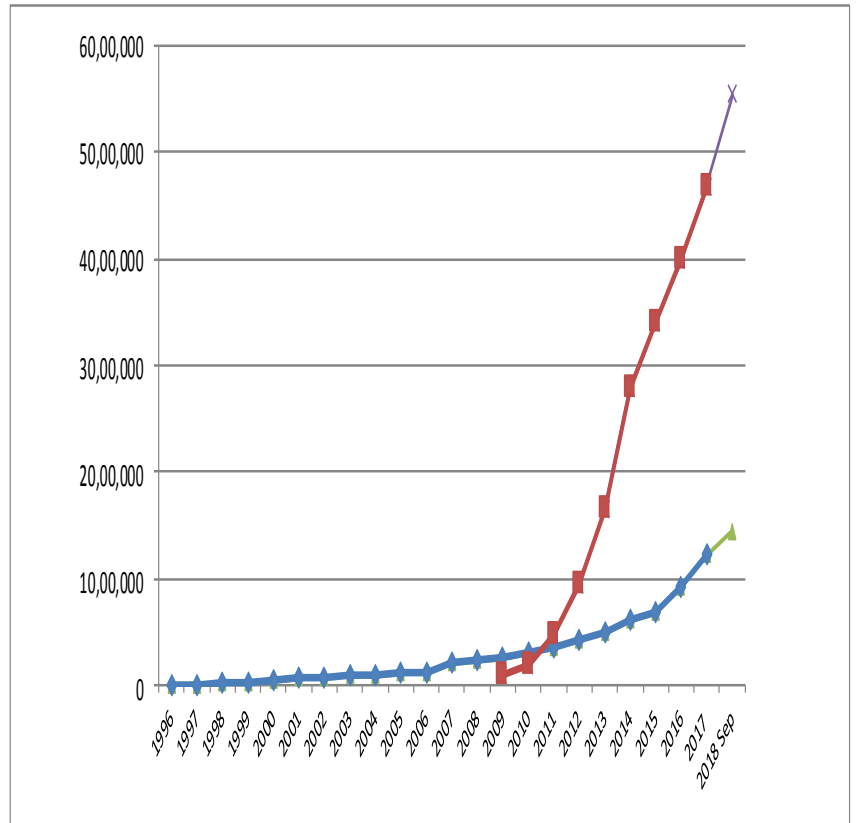
4. Cellular Mobile Telephone Subscriptions (1992 – 2018 Sep)

Subscriptions	Year
2,644	1992
14,687	1993
29,182	1994
51,316	1995
71,029	1996
114,888	1997
174,202	1998
256,655	1999
430,202	2000
667,662	2001
931,403	2002
1,393,403	2003
2,211,158	2004
3,361,775	2005
5,412,496	2006
7,983,489	2007
11,082,454	2008
14,264,442	2009
17,267,407	2010
18,319,447	2011
20,324,070	2012
20,447,508	2013
22,123,000	2014
24,384,544	2015
26,227,631	2016
28,199,083	2017
32,049,932*	2018 Sep



5. Fixed Broadband, Narrowband and Mobile Broadband Subscriptions (1996 – 2018 Sep)

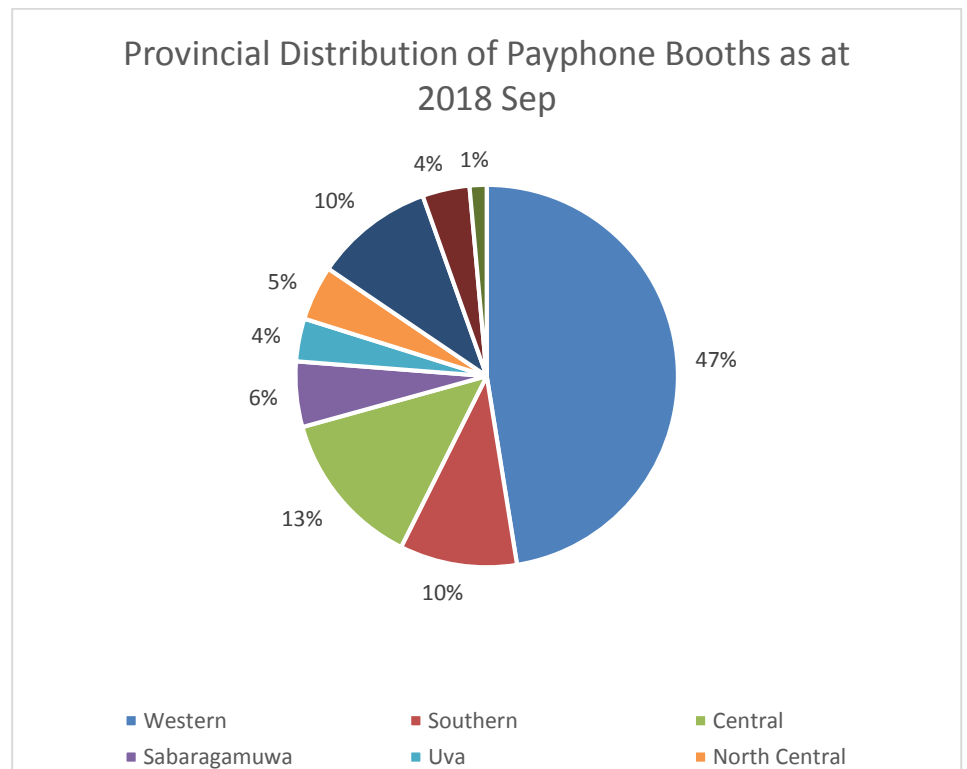
Year	Fixed(BB+NB)	Mobile BB
1996	2,504	
1997	10,195	
1998	18,984	
1999	25,535	
2000	40,497	
2001	61,532	
2002	73,468	
2003	85,500	
2004	93,444	
2005	115,000	
2006	130,000	
2007	202,348	
2008	234,000	
2009	249,756	91,359
2010	302,000	200,000
2011	359,000	485,000
2012	423,194	942,461
2013	507,845	1,664,003
2014	606,100	2,790,195
2015	682,512	3,408,408
2016	929,089	3,991,465
2017	1,221,960	4,682,300
2018 Sep	1,451,982*	5,673,985*



Note: BB – Broadband, NB – Narrow Band

Province	No. of Booths
Western	2,430
Southern	510
Central	672
Sabaragamuwa	282
Uva	186
North Central	238
North West	494
East	205
North	74
<i>Total</i>	<i>5,091</i>

6. Provincial Distribution of Payphones Booths (Sep 2018)



7. Call Duration (in Minutes)

	2011	2012	2013	2014	2015	2016	2017	2018 Q1	2018 Q2	2018 Q3*
Incoming Calls										
Local	37,683,542,412	41,578,695,297	41,633,469,455	43,435,808,621	44,756,667,740	44,692,460,946	44,696,707,013	11,374,808,123	11,325,864,226	11,693,918,129
International	1,977,309,199	2,023,274,456	1,935,790,037	1,933,590,273.6	1,592,185,803	1,083,162,252~	736,184,102.5-	165,228,475.1-	161,042,722-	146,046,065-
Outgoing Calls										
Local	37,248,089,885	41,424,867,030	41,043,805,496	43,616,401,855	44,757,983,247	44,436,980,225	45,068,049,316	11,428,787,155	11,370,493,641	11,665,071,078
International	694,065,674	711,226,467	687,196,312	656,391,458	575,842,588	393,460,496~	244,301,480-	52,174,890.26-	45,920,669-	48,782,579-

~ -Excluding Transit Traffic * -Provisional

8. No. of Direct Employment in Telecommunication Sector

Category of Service	1997	1998	1999	2000	2001	2002	2003	2004	2005	2006	2007	2008	2009	2010	2011	2012	2013	2014	2015	2016	2017 Dec*
Fixed Access Telephony - SLTL	8,793	8,648	8,802	9,126	8,681	8,411	7,303	7,211	7,295	7,172	7,033	6,983	6,557	6,297	6,150	6,061	5,905	5,824	5,805	5,720	5,440
WLL (Suntel [+DBN+LBell) +DDialog Broadband?)	476	814	740	783	810	822	833	814	1,053	2,154	2,852	2,532	2,388	2,275	1,995	1,524	1,459	1,407	1,398	1,352	1,335
Cellular	425	552	852	1,016	1,124	1,063	1,699	2,207	2,360	3,525	4,985	5,716	4,969	4,595	4,353	4,559	4,744	4,714	5,037	5,163	5,044
Other	591	683	735	798	831	597	553	581	537	574	574	574	574	574	574	574	574	574	574	574	574
Total	10,285	10,697	11,129	11,386	11,446	10,893	10,388	10,813	11,245	13,425	15,444	15,805	14,488	13,741	12,982	12,718	12,682	12,519	12,814*	12,809	12,393

*-Provisional

09. Provincial Distribution of Fixed Phones & Internet in Sri Lanka as at 2018 June (SSC Area Wise Distribution)

